



Audit Report Comparison

HDSS 8134:2001 & HDSS 8134:2008

2006-2009

11 Nov 2009

Transition: From HDSS 8134:2001 to 8134:2008



2006 - 2008		
HEALTH & DISABILITY SECTOR STANDARDS (NZS 8134: 2001)	Standards	Criteria
Consumer Rights	8	28
Organisational Management	8	34
Pre-entry and Entry to Services	2	8
Service Delivery	9	25
Managing Service Delivery	7	38
Safe & Appropriate Environment	8	38
TOTAL	42	171

2009		
HEALTH & DISABILITY SECTOR STANDARDS (NZS 8134: 2008)	Standards	Criteria
Consumer Rights	13	50
Organisational Management	9	42
Continuum of Service Delivery	13*	55*
Safe & Appropriate Environment	8	36
TOTAL	43	183

* Includes 1 Standard & 4 criteria on ECT that are not applicable to Wellink

Audit Result Summary 2006-2009



MET/UNMET HEALTH & DISABILITY SECTOR STANDARDS (NZS 8134)	Accreditation/Certification			Accreditation/Certification			Surveillance Audit*			Re-Certification		
	2006			2007			2008			2009		
	MET	of	%	MET	of	%	MET	of	%	MET	of	%
Consumer Rights	8	8	100%	8	8	100%	2	2	100%	13	13	100%
Organisational Management	8	8	100%	8	8	100%	2	2	100%	8	9	89%
Pre-entry and Entry to Services	1	2	50%	2	2	100%	1	1	100%	12	12	100%
Continuum of Service Delivery	9	9	100%	9	9	100%	3	3	100%			
Managing Service Delivery	7	7	100%	7	7	100%	2	2	100%			
Safe & Appropriate Environment	8	8	100%	8	8	100%	2	2	100%	8	8	100%
TOTAL	41	42	98%	42	42	100%	12	12	100%	41	42	98%

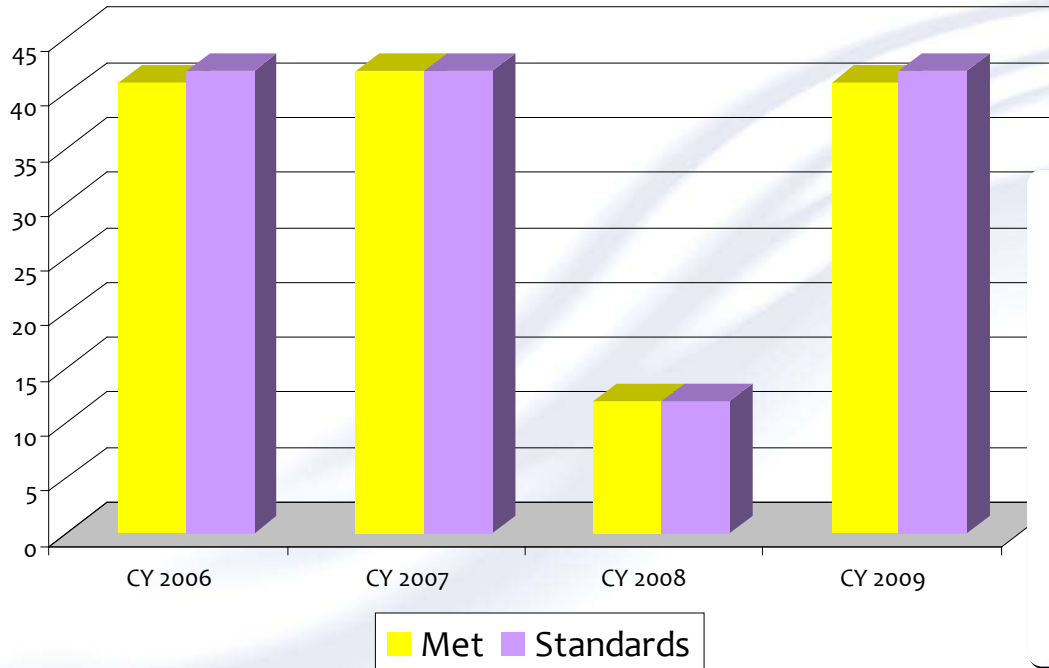
ATTAINMENT OF CRITERIA HEALTH & DISABILITY SECTOR STANDARDS (NZS 8134)	Accreditation/Certification			Accreditation/Certification			Surveillance Audit*			Re-Certification		
	2006			2007			2008			2009		
	CI/FA	of	%	CI/FA	of	%	CI/FA	of	%	CI/FA	of	%
Consumer Rights	22	28	79%	25	28	89%	4	4	100%	46	48	96%
Organisational Management	24	34	71%	29	34	85%	10	10	100%	36	41	88%
Pre-entry and Entry to Services	7	8	88%	7	8	88%	1	1	100%	45	51	88%
Continuum of Service Delivery	24	25	96%	18	25	72%	4	4	100%			
Managing Service Delivery	24	38	63%	33	38	87%	7	8	88%			
Safe & Appropriate Environment	30	38	79%	34	38	89%	2	3	67%	33	36	92%
TOTAL	131	171	77%	146	171	85%	28	30	93%	160	176	91%

*Midway Audit of Progress

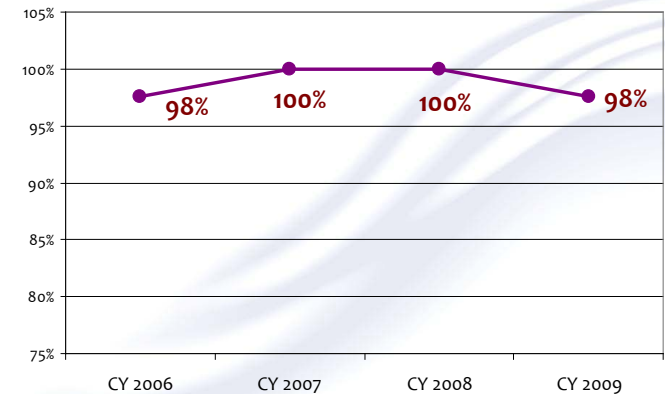
Audit Result Comparison: By Standards

HDSS 8134 Audit Results

By Standards



Standards Attainment Trend

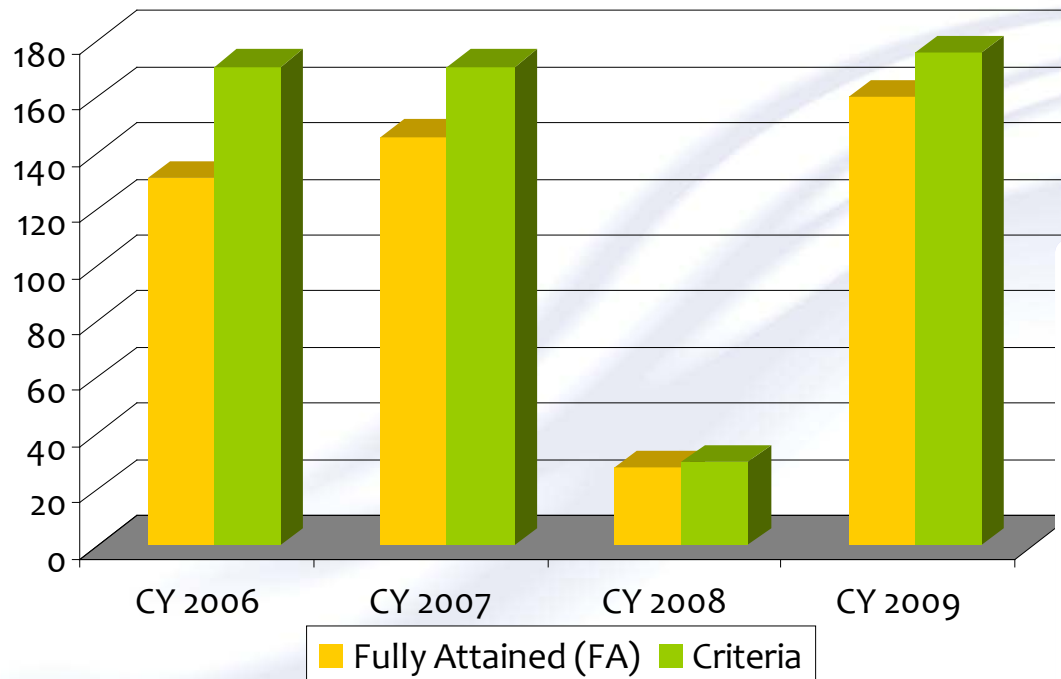


HDSS 8134:2001 & HDSS 8134:2008	Met	Standards	% Ach
CY 2006	41	42	98%
CY 2007	42	42	100%
CY 2008	12	12	100%
CY 2009	41	42	98%

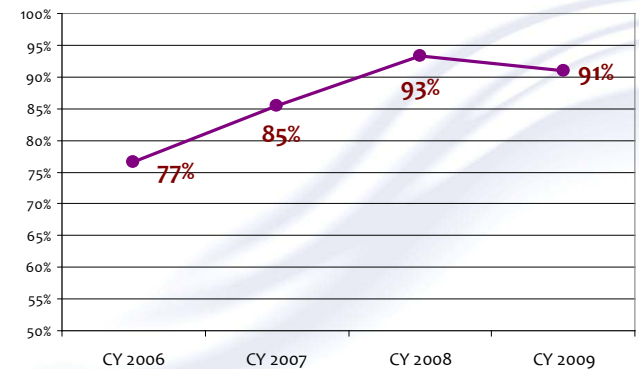
Audit Result Comparison: By Criteria

HDSS 8134 Audit Results

By Criteria



Criteria Attainment Trend



HDSS 8134:2001 & HDSS 8134:2008	Fully Attained (FA)	Criteria	% Ach
CY 2006	131	171	77%
CY 2007	146	171	85%
CY 2008	28	30	93%
CY 2009	160	176	91%

- The transition from HDSS 8134:2001 to HDSS 8134:2008
 - Increased the number of standards from 42 to 43
 - Increased the number of criteria from 171 to 183
- The Audits of 2006, 2007, & 2009 were full audits against the HDS Standards
- The Surveillance Audit of 2008 only covered 12 of 42 standards & 30 of 171 criteria
- Wellink Trust has shown continuous improvement from 2006 to 2009 in all 4 standard categories:
 - Consumer Rights
 - Organisational Management
 - Continuum of Service
 - Safe & Appropriate Environment